

A P P A R A T U S



SERIES : EPISODE

# A P P A R A T U S



FAWN SUEDE

## EPISODE : CHAIR

### REFERENCE

ROSIE THE ROBOT  
LUNAR ROVER  
RACHEL WHITEREAD

### COMPOSITION

ALUMINUM ARMATURE  
LEATHER OR SUEDE

A P P A R A T U S



FAWN SUEDE



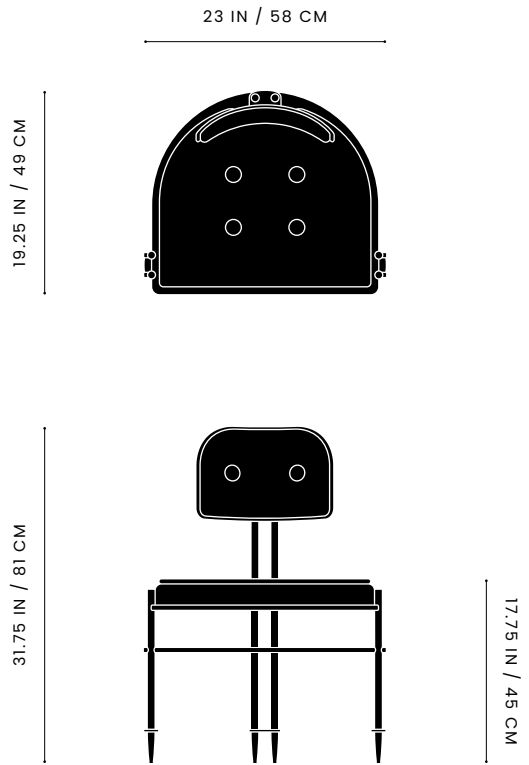
OLIVE LEATHER

A P P A R A T U S



CLOUD SUEDE

# A P P A R A T U S



## EPISODE : CHAIR

### DIMENSIONS

31.75 H, 23 W, 19.25 D IN  
81 H, 58 W, 49 D CM

### PRICE

\$7800

DEPOSIT  
BALANCE  
LEAD TIME

50% UPON ORDER  
DUE PRIOR TO SHIPPING  
PLEASE REFER TO WEBSITE

FINISHED AND ASSEMBLED BY HAND IN THE USA  
DOMESTIC COMPONENTS

# A P P A R A T U S



CYPRESS LEATHER

## EPISODE : ARMCHAIR

### REFERENCE

ROSIE THE ROBOT  
LUNAR ROVER  
RACHEL WHITEREAD

### COMPOSITION

ALUMINUM ARMATURE  
LEATHER OR SUEDE


A P P A R A T U S




INK LEATHER



A P P A R A T U S

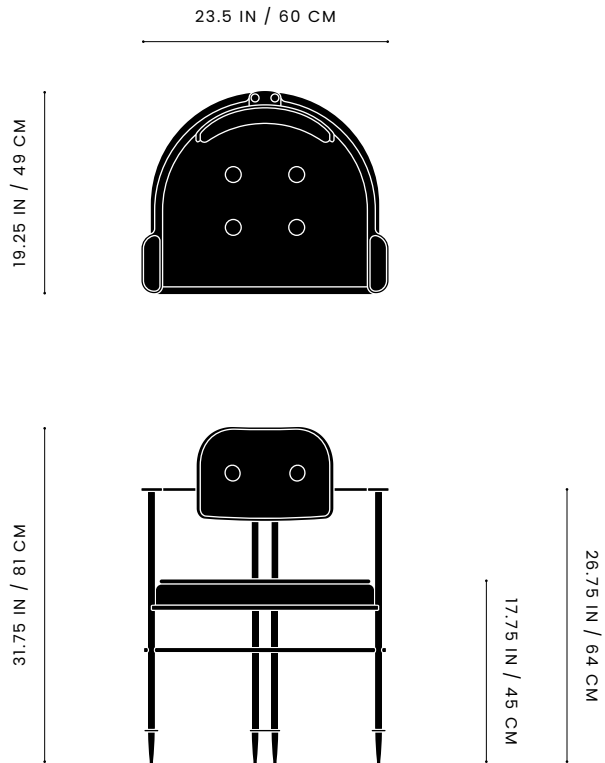


MAPLE LEATHER



CYPRESS LEATHER

# A P P A R A T U S



EPISODE : ARMCHAIR

DIMENSIONS

31.75 H, 23.5 W, 19.25 D IN  
81 H, 60 W, 49 D CM

PRICE

\$8800

DEPOSIT  
BALANCE  
LEAD TIME

50% UPON ORDER  
DUE PRIOR TO SHIPPING  
PLEASE REFER TO WEBSITE

FINISHED AND ASSEMBLED BY HAND IN THE USA  
DOMESTIC COMPONENTS

# A P P A R A T U S



CLOUD SUEDE

## EPISODE : HALL CHAIR

### REFERENCE

ROSIE THE ROBOT  
LUNAR ROVER  
RACHEL WHITEREAD

### COMPOSITION

ALUMINUM ARMATURE  
LEATHER OR SUEDE

A P P A R A T U S



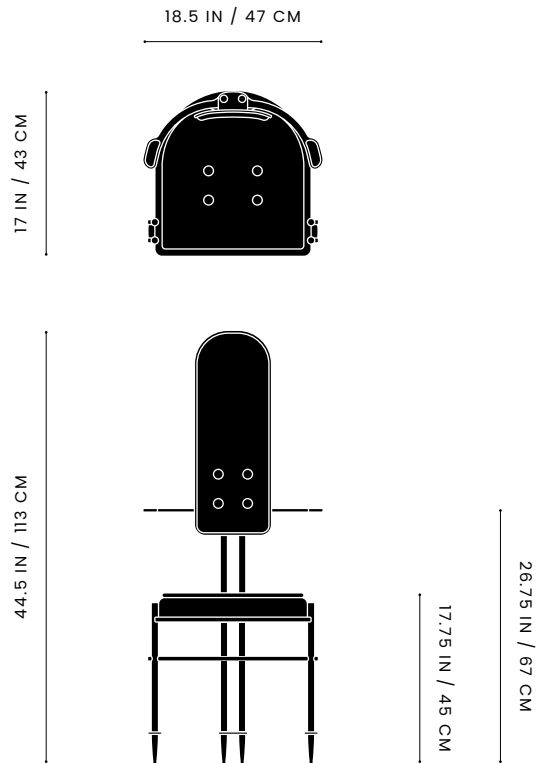
MIDNIGHT SUEDE

A P P A R A T U S



TOMATO SUEDE / MAPLE LEATHER

# A P P A R A T U S



EPISODE : HALL CHAIR

DIMENSIONS

44.5 H, 18.5 W, 17 D IN  
113 H, 47 W, 43 D CM

PRICE

\$7600

DEPOSIT  
BALANCE  
LEAD TIME

50% UPON ORDER  
DUE PRIOR TO SHIPPING  
PLEASE REFER TO WEBSITE

FINISHED AND ASSEMBLED BY HAND IN THE USA  
DOMESTIC COMPONENTS

# A P P A R A T U S



MAPLE LEATHER

## EPISODE : CHAISE

### REFERENCE

ROSIE THE ROBOT  
LUNAR ROVER  
RACHEL WHITEREAD

### COMPOSITION

ALUMINUM ARMATURE  
LEATHER OR SUEDE

A P P A R A T U S



CELADON LEATHER



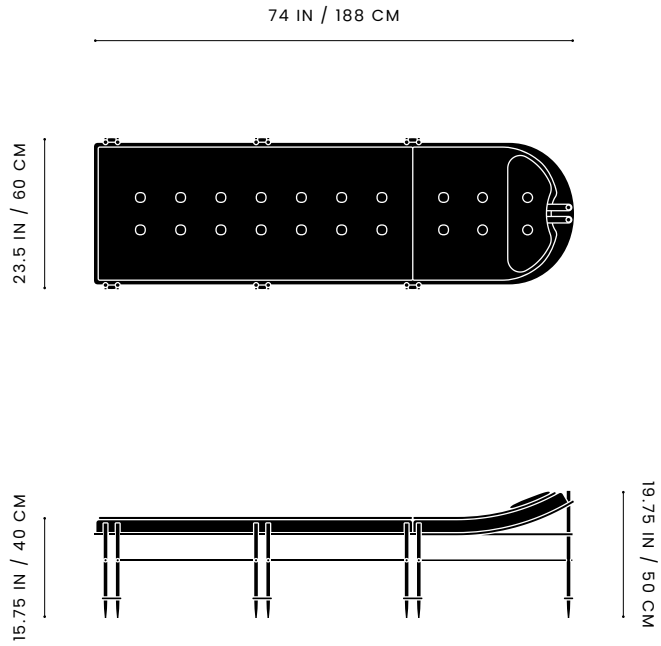
MAPLE LEATHER

A P P A R A T U S



BLACK LEATHER

# A P P A R A T U S



## DIMENSIONS

EPISODE : CHAISE

19.75 H, 74 W, 23.5 D IN  
50 H, 188 W, 60 D CM

## PRICE

\$24000

DEPOSIT  
BALANCE  
LEAD TIME

50% UPON ORDER  
DUE PRIOR TO SHIPPING  
PLEASE REFER TO WEBSITE

FINISHED AND ASSEMBLED BY HAND IN THE USA  
DOMESTIC COMPONENTS

A P P A R A T U S



AGED ALUMINUM

METAL

EPISODE

AGED ALUMINUM

# A P P A R A T U S




OYSTER




HONEY




STORM




CELADON




CLAY




OLIVE



MAPLE



GARNET




CYPRESS



INK



UMBER



BLACK

LEATHER

EPISODE

OYSTER  
HONEY  
STORM  
CELADON  
CLAY  
OLIVE  
MAPLE  
GARNET  
CYPRESS  
INK  
UMBER  
BLACK

# A P P A R A T U S



FAWN



CLOUD



AEGEAN



MOSS



TOMATO




ASH



SADDLE




CEDAR



MIDNIGHT



COFFEE



BLACK

SUEDE

EPISODE

FAWN  
CLOUD  
AEGEAN  
MOSS  
TOMATO  
ASH  
SADDLE  
CEDAR  
MIDNIGHT  
COFFEE  
BLACK